



Reception Home Learning Grid

Maths - Summer Term 1



Counting and ordering numbers to 20

Cut out the numbers below, then see how quickly you can put them into the correct order. You could ask someone to time you and then see if you can get faster when you try again.

(see below)

Number Match

Using the grid below, find objects to match each number eg: 1 tins of beans, 2 pencils, 3 stones etc

You can draw the objects in the table.

Repeat this on different days.

(see below)

One more/one less

Using the numbers 1-20 below, get an adult to mix up the numbers, then ask the adult to ask you to say "one more" or "one less" than the number shown.

Solving problems - doubling

Bella made 4 cupcakes for her class, but she needs to make more. There are double the number of children in her class. How many cupcakes does she need in total? Can you make that many cupcakes?



Ask an adult to hide the numbers to 20 around your room, house or garden. See if you can find all 20 and place them in order. You could ask someone to tell you a number to find. Can you remember what the number looks like and find it?

Patterns

Continue the patterns below using the correct colours.

Create your own patterns using different 2D shapes.

Solving problems - sharing

Brian has 4 rabbits who love eating carrots. He has 8 carrots to share between them. How many carrots will each rabbit have? Draw 4 rabbits and share out the 8 carrots to check.

Solving problems - doubling

Gary buys 6 packets of sweets for his class, but he needs double the number. How many packets does he need?

2D/3D shapes

Can you find the 2D and 3D shapes in your house/garden?

Make a list of the objects you can find.

2D shapes - create a picture

Create a picture using the 2D shapes below. How many different pictures can you make?

Solving problems - halving

If there were 10 cars in a car park at lunchtime and half were driven away, how many would be left in the afternoon? If you have some toy cars, you could work it out using those.



Solving problems - halving

There are 18 children in Mrs Peacock's class. Half of the children are girls. How many are girls? How many are boys?

1	2	3	4	5
6	7	8	9	10
11	12	13	14	15
16	17	18	19	20

Number Match

1

2

3

4

5





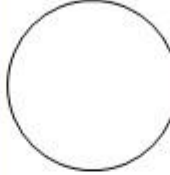
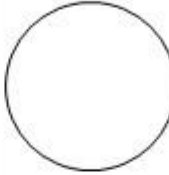



6	
7	
8	
9	
10	





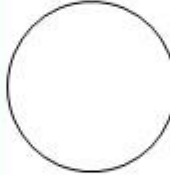


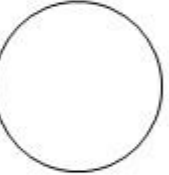

11	
12	
13	
14	
15	





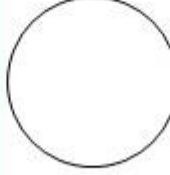
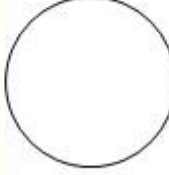

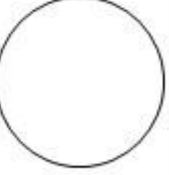
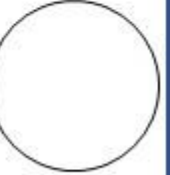
16	
17	
18	
19	
20	

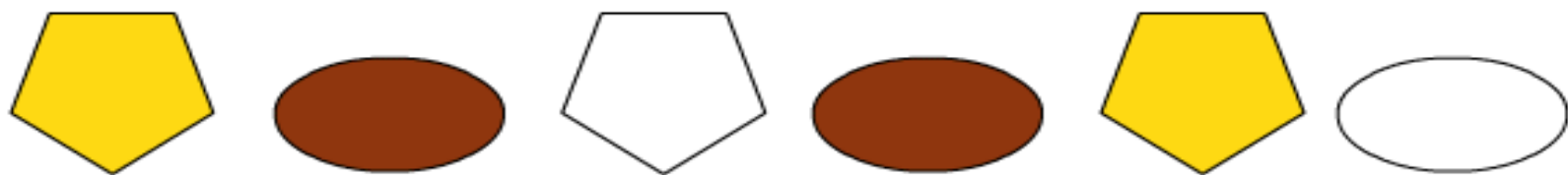
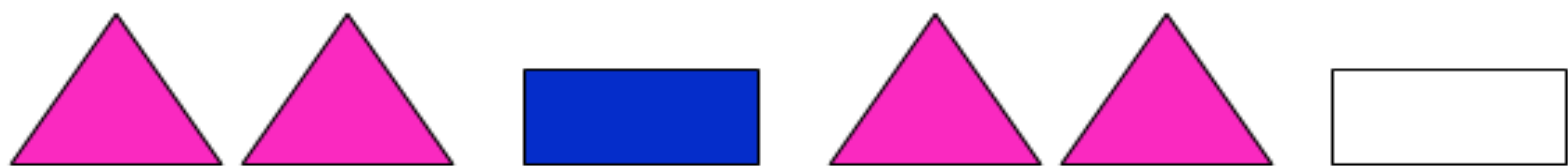

Maths, continue the pattern by colouring the circles.



								
---	---	---	--	---	---	---	---	---

								
---	---	---	--	---	---	---	---	---

								
---	---	---	--	---	---	---	---	---



2D Shapes



triangle




pentagon



rectangle



circle



square



hexagon



octagon



oval



3D Shapes



cylinder

cuboid



sphere



cube



cone



pyramid



