



# Nursery and Reception 2021-2022



Oak View Primary and Nursery School



# Introduction 2021 - 2022



My name is Neil Richardson and I am delighted to be the Headteacher of Oak View Primary and Nursery School.

My philosophy for education is one which is based around the edict of the 'best by every child'. I hold a strong child-centred approach to teaching, where consistency, praise, encouragement yet challenge are key. I believe that all children are amazing and have unique potential waiting to be unlocked.

It is a privilege, as a teacher and a leader, to be able to inspire, enthuse, motivate and nurture children to fully achieve this. The staff and I are passionate and committed to the ethos of the school, providing a positive and safe place for your child to learn.

I very much look forward to meeting you all in September and being part of your exciting school journey over the coming year.

I hope this presentation supports new parents to Oak View and reminds existing parents of how your child will be introduced to the Early Years Foundation Stage in September.

Our school vision is...

To create a learning culture that empowers skilful, independent learners for the future.

This will be achieved through the development of a creative curriculum which engages all its pupils in rich experiential learning.

We will foster a love for learning that will stimulate, enhance and enable all members of the school and wider community to succeed.

## Our school Aims are:

At Oak View we aim to provide an engaging curriculum through experiential learning, which children enjoy and attain high standards in all curriculum areas.

To develop independent learners who enjoy school, persevere, are resilient, motivated, actively involved in school life and the wider community as good citizens.

To develop highly communicative young people who have their own ideas, verbalise their learning, working creatively and thinking critically.

To value and work in partnership with parents, carers and the wider community, as a child educated only at school is an uneducated child.

In the Early Years we foster the 4 C's:



Communication  
Cooperation  
Caring  
Creative

EYFS STAFF 2021-2022  
Nursery and Reception

# Nursery - Ofili

Teacher  
Miss Pascoe



Teaching Assistants



Mrs Szabo



Miss Darling

# Nursery - Ofili





# Reception

Class Teacher

Mr Barnes  
EYFS Leader



Van Gogh Class

Class Teacher

Mrs Archer



Lowry Class

# Reception - Van Gogh



# Reception - Lowry





# What is the Early Years Foundation Stage (EYFS)?

The EYFS is the stage of education for children from birth, through Nursery and then to end of the Reception year.

In Nursery children are 3-4 years old  
In Reception children are 4-5 years old



# What is the Early Years Foundation Stage (EYFS)?

It is based around the three characteristics of effective learning:

- **Playing and exploring (engagement)**
  - Finding out and exploring
  - Playing with what they know
  - Being willing to "have a go"
- **Active learning (motivation)**
  - Being involved and concentrating
  - Keeping trying
  - Enjoying achieving what they set out to do
- **Creating and thinking critically (thinking)**
  - Having their own ideas
  - Making links
  - Choosing ways to do things

# Areas of learning...



Throughout your child's time in the EYFS, staff will make observations and assess learning and link these to 7 areas of learning.

These are:

Prime Areas  
Specific Areas

# Areas of learning...



## Prime Areas

### 1. Communication & Language

- Listening, Attention and Understanding
- Speaking

### 2. Personal, Social and Emotional Development

- Self-Regulation
- Managing self
- Building Relationships

### 3. Physical Development

- Gross Motor Skills
- Fine Motor Skills

These are crucial for developing children's curiosity and enthusiasm for learning.

# Areas of learning...



## Specific Areas

### 4. Literacy

- Comprehension
- Word Reading
- Writing

### 5. Mathematics

- Number
- Numerical Patterns



# Areas of learning...



## Specific Areas

### 6. Understanding the World

- Past & Present
- People, Culture and Communities
- The Natural World

### 7. Expressive Arts and Design

- Creating with Materials
- Being Imaginative and Expressive

Areas of learning...



## Early Learning Goals

At the end of the EYFS (reception), each child will be assessed to see if they have reached their Early Learning Goal (ELG) in all the areas of learning.

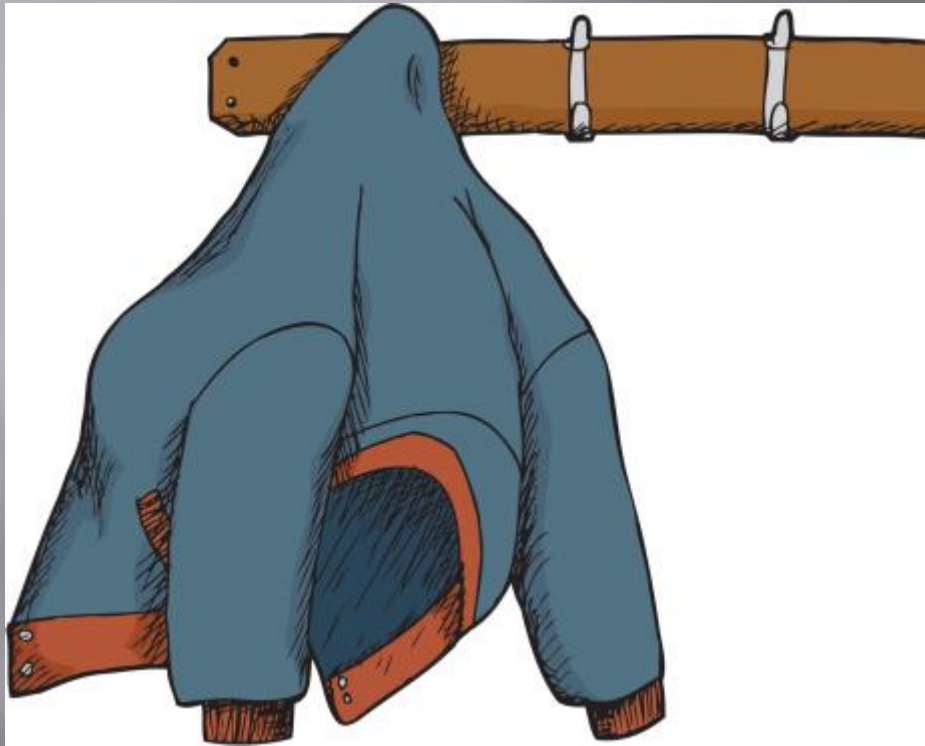
In the EYFS we plan activities and experiences that help children to achieve their Early Learning Goals.

A typical "Reception" day in the EYFS....

Use the path that goes along the right-hand side of the school. Gates open at 8.30am



# A typical day in the EYFS....



**8.45am**

Doors open for Reception and children will be greeted by an adult. Children are encouraged to find their name and hang their coats up independently.

# A typical day in the EYFS....

Sign up for lunch

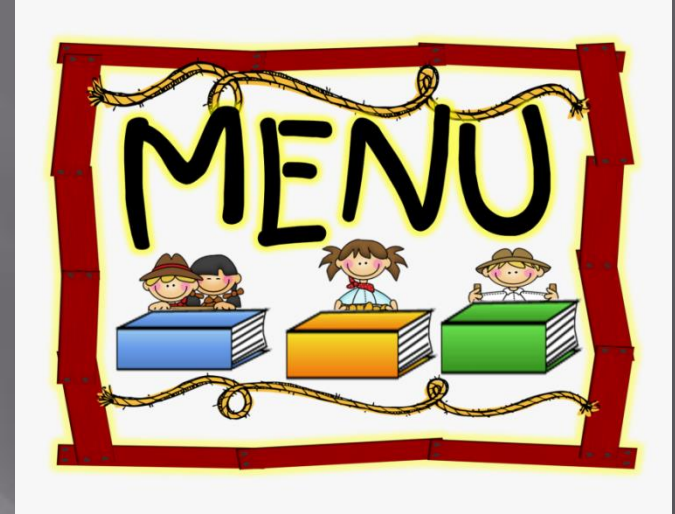
Red - meat (hot)

Green - vegetarian (hot)

Yellow - packed lunch (cold)

Blue - jacket potato (hot)

Home - lunch provided from home.



**8.50am**

Doors close. If you are late you will have to go to the office to sign in.

8.50am

We all sit together on the carpet in the classroom to mark the register. Helpers for the day are chosen and the calendar is changed. This is followed by a class discussion on the days activities.

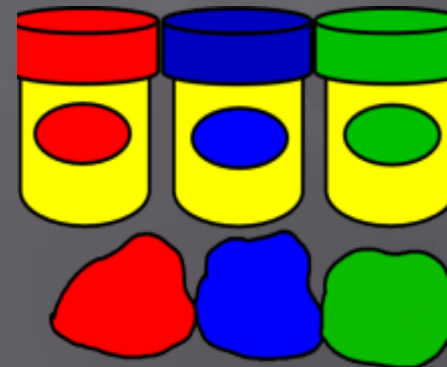


9.00am

We start our first lesson together, this may be whole class or small groups.

9.15/30-11.15am

The children experience learning through adult directed activities and child initiated learning (CIL).



Snack stop, outdoor activities.





11.15-11.20am

Tidy up time and then back to the carpet to reflect on what we have been learning. This is also an opportunity for children to share any news.



Tidy Up

11.20am

Time to get ready for lunch.

# 11.30-12.30pm

## Lunch - children either have a home packed lunch or a lunch provided at school.

**Menu Week One** Week Commencing: 20th April, 11th May, 8th June, 29th June, 20th July, 2nd September, 21st September, 12th October

**Pupils' Choice Extra**

Monday	Tuesday	Wednesday	Thursday	Friday
Beef Bolognaise or Linda McCartney Sausages V with Pasta Jacket Potatoes with various toppings Dilled Spinnac Cheese Sandwich	Italian Chicken Fillet with Savoury Rice Macaroni Cheese with Wholemeal Herby Bread V Jacket Potatoes with various toppings Dilled Spinnac Ham Flat Bread	Roast Pork and Sage and Onion Stuffing or Quorn Fillet V with Roast Potatoes or Wholemeal Pasta Jacket Potatoes with various toppings Dilled Spinnac Tuna Egglette	Beef Burger in a Bun or Vegetarian Roll V with Diced Potatoes Jacket Potatoes with various toppings Dilled Spinnac Chicken Mayo Wrap	Salmon Fish Fingers or Cheese and Tomato Pizza V with Low Fat Chips or Pasta Jacket Potatoes with various toppings Dilled Spinnac Egg Roll

**Menu Week Two** Week Commencing: 27th April, 18th May, 15th June, 6th July, 7th September, 28th September, 19th October

Gravy and Custard are always available separately when on the menu

Monday	Tuesday	Wednesday	Thursday	Friday
Chicken and Sweetcorn Meatballs with Savoury Rice Veggie Mince Fajita V Jacket Potatoes with various toppings Dilled Spinnac Cheese Sandwich	Chicken Pie with New Potatoes Cheesy Spring Vegetable Bake V Jacket Potatoes with various toppings Dilled Spinnac Ham Flat Bread	Roast Beef and Yorkshire Pudding or Beany Bolognaise V with Roast Potatoes or Wholemeal Pasta Jacket Potatoes with various toppings Dilled Spinnac Tuna Egglette	Gammon Pasta Carbonara with Mixed Side Salad Quorn Hot Dog with Pasta V Jacket Potatoes with various toppings Dilled Spinnac Chicken Mayo Wrap	Fish Fillet Finger or Cheese and Tomato Pizza V with Potato Wedges or Pasta Jacket Potatoes with various toppings Dilled Spinnac Egg Roll

**Menu Week Three** Week Commencing: 4th May, 1st June, 22nd June, 13th July, 14th September, 5th October

Freshly baked wholemeal bread, seasonal vegetables and bowl salads are available daily

Monday	Tuesday	Wednesday	Thursday	Friday
Mild Chicken Curry with Basmati and White Rice Vegetarian 'Meat' Balls with Savoury Rice V Jacket Potatoes with various toppings Dilled Spinnac Cheese Sandwich	Beef Lasagne with Mixed Side Salad Quorn Pattie in a Bun with Diced Potatoes V Jacket Potatoes with various toppings Dilled Spinnac Ham Flat Bread	Roast Chicken with Sage and Onion Stuffing with Roast Potatoes or Wholemeal Pasta Italian Pasta Bake V Jacket Potatoes with various toppings Dilled Spinnac Tuna Egglette	Pork Sausages and Gravy or Sweet Potato Slice V with Potato Wedges Jacket Potatoes with various toppings Dilled Spinnac Chicken Mayo Wrap	Battered Fish Fillet or Cheese and Tomato Pizza V with Low Fat Chips or Pasta Jacket Potatoes with various toppings Dilled Spinnac Egg Roll

12.30-1.00pm

Afternoon registration followed by the afternoon plan of activities. After that children experience adult directed or child initiated learning activities (CIL).

2.45-3.00pm

Story time

3.00pm

Home Time




# A typical "Nursery" session in the EYFS....

The session starts with the children sitting together on the carpet in the classroom to mark the register. Helpers for the day are chosen and the calendar is changed. This is followed by a class discussion on the days activities.



# A typical "Nursery" session in the EYFS....

After a short adult led activity children go to experience learning through adult directed activities and child initiated learning (CIL).



A typical "Nursery" session in the EYFS....

The children return to the carpet to reflect on the days learning.

A story is read before the children go home.



Areas of learning...


# Phonics



# Phonics

Phonics is how we learn how to read and then write. In phonics lessons children will learn letter sounds and how to blend them together in order to read. As children progress they will start to segment words in order to write.

At first phonics will be taught to the whole class but later in the year it will be in groups.





# Phonics

There are various websites that offer phonics games. We often use:



There are free resources or you can sign up for extra resources and games.

In the Autumn Term when the children start to learn phonics in reception we normally hold a Phonics session for parents.

# Forest School

## Mrs Jones & Miss Bray



(Separate PowerPoint)

# Uniform

You can buy uniform from:

-Smarty Schoolwear

(66 Town Centre, Hatfield)



# Cashless office!!

The school office is cashless - you can sign up to pay online by using "school gateway".



# Attendance

If your child will not be attending school for any reason please inform the school by phone or email.






# Contact information

When you fill out your admission form please ensure that there is contact information for 2 or more people along with current phone numbers and email addresses.

If you change your contact details, please inform staff or the school office.

# Don't get it lost!



Please label everything with black permanent marker!

# Passports

Please bring your child's passport or birth certificate to the transition visits so that a copy can be made by a member of staff. This is needed to confirm your child's date of birth.

Copies will be destroyed in accordance with GDPR guidelines.







# Thank you



We look forward to a happy partnership with you in your child's first year at school and beyond.

If you have any questions please feel free to  
contact the office by  
email [admin@oakview.herts.sch.uk](mailto:admin@oakview.herts.sch.uk)  
or phone 01707 280590